

Model 997M

Application

- Wall mount
- Concealed wiring
- Shipping weight: 2 lbs. (0.9 kg)

Features

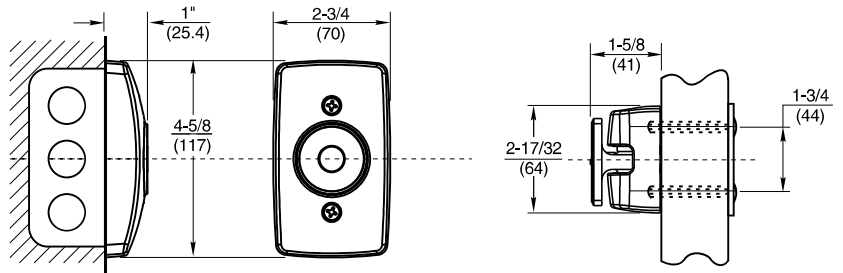
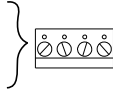
- Total projection: 2-5/8" (67mm)
- Mounting requirements: 2" x 4" x 1-3/4" (51 x 102 x 45mm) outlet box
- Wall must be properly reinforced and outlet box adequately fastened
- 2 year limited warranty

Compliance

- ANSI/C00011

Electrical Data

- Voltage and current:
 - 120VAC, 60Hz., .020 amp
 - 24VAC/DC, 60Hz., .020 amp
 - 12VDC, .040 amp
- For 50-55 lbs. of holding force, specify voltage
 - 120VAC, 60Hz .017 amp
 - 24VAC, 60Hz .080 amp
 - 24VDC, .068amp
 - 12VDC, .180amp
 - 240VAC, 50/60Hz. .009 amp



Model 998M

Application

- Wall mount
- Concealed wiring
- Shipping weight: 2-1/2 lbs. (1.1 kg)

Features

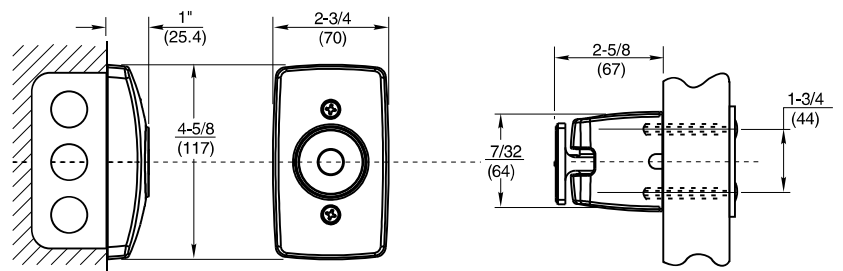
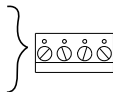
- Total projection: 3-5/8" (92mm)
- Mounting requirements: 2" x 4" x 1-3/4" (51 x 102 x 45mm) outlet box
- Wall must be properly reinforced and outlet box adequately fastened
- 2 year limited warranty

Compliance

- ANSI/C00011

Electrical Data

- Voltage and current:
 - 120VAC, 60Hz., .020 amp
 - 24VAC/DC, 60Hz., .020 amp
 - 12VDC, .040 amp
- For 50-55 lbs. of holding force, specify voltage
 - 120VAC, 60Hz .017 amp
 - 24VAC, 60Hz .080 amp
 - 24VDC, .068amp
 - 12VDC, .180amp
 - 240VAC, 50/60Hz. .009 amp



Experience a safer
and more open world